




26

## Netter Pneumatic Piston Vibrators Series NTP



- Linear vibration
- Nominal frequency from  $1.328 \text{ min}^{-1}$  to  $8.784 \text{ min}^{-1}$
- Centrifugal force from 190 N to 2.039 N
- Frequency and amplitude are adjustable separately
- Available in ATEX compliant or in stainless steel



NTP 25



NTP 32




NTP 48



## Netter Pneumatic Piston Vibrators Series NTP

Type	Working moment [cmkg]			Nominal frequency [min <sup>-1</sup> ]			Centrifugal force [N]			Air consumption [l/min]	Noise level [dB(A)]
	2 bar	4 bar	6 bar	2 bar	4 bar	6 bar	2 bar	4 bar	6 bar	2 bar – 6 bar	2 bar – 6 bar
NTP 25 B+C	0,144	0,163	0,196	5.848	7.000	8.784	269	438	830	33 – 108	68 – 82
NTP 25 B	0,488	0,613	0,686	2.645	3.159	3.602	190	341	487	23 – 92	64 – 73
NTP 32 B+C	0,602	0,665	0,665	2.959	4.080	5.040	289	607	926	50 – 198	71 – 86
NTP 32 B	1,080	1,365	1,449	1.824	2.221	2.614	197	369	543	37 – 143	64 – 77
NTP 48 B+C	2,081	1,992	1,992	2.618	3.456	4.320	782	1.305	2.039	96 – 336	78 – 90
NTP 48 B	4,718	6,188	6,641	1.328	1.603	1.963	456	872	1.403	67 – 295	65 – 80

Standard version B+C: Bottom plate with elastomer inlay, B: Bottom plate with air cushion.  
The technical data are comparative values and can vary depending on application.  
Further data on demand. Subject to technical modification.

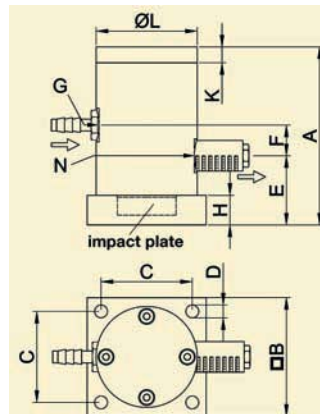


NTP B+C

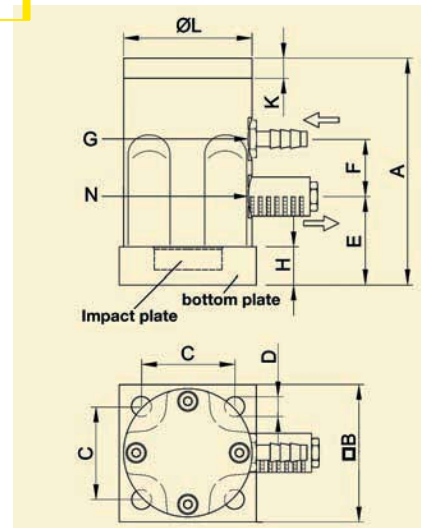
Type	A [mm]	B [mm]	C [mm]	ØD [mm]	E [mm]	F [mm]	G	H [mm]	K [mm]	ØL [mm]	N	Weight [kg]
NTP 25	90	60	46	6,5	36	14,5	G 1/8	15	8	51	G 1/8	0,61
NTP 32	140	75	51	11	48	32	G 1/4	20	10	70	G 1/4	1,47
NTP 48	194	100	78	13	60	51	G 3/8	25	15	95	G 3/8	3,95



aligning of layers



NTP 25 B+C



NTP 32 B+C and NTP 48 B+C

### Applications

The pneumatic piston vibrators series NTP are especially suitable for knocking off material adhering to container walls in funnels, containers, silos and hoppers. They can be used as drives for vibrating tables and chutes and as assistance for emptying containers. Special features of NTP vibrators are: impacts like a rubber hammer or vibration with high peak acceleration.

### Design and functioning principle

The vibration (linear) is produced by a freely vibrating differential pressure piston. In the standard version B+C the piston is knocking against an elastomer impact plate and works like a rubber hammer. In the version B without impact plate the piston works against an air cushion (noise reduced). Hard knocking versions available. The frequency can be adjusted by varying the pressure of the air supply and the amplitude by throttling the exhaust.

For operation a control valve is required (not included in scope of delivery). Lubrication-free operation is possible in compliance with the recommendations of Netter.

ATEX compliant linear vibrators of the NTP series and units with stainless steel housing are available.

### Permissible operating conditions

**Drive medium:**  
Compressed air or nitrogen (Filter ≤ 5 µm), preferably with oil mist  
**Operating pressure:**  
2 bar to 6 bar  
**Ambient temperature:**  
5°C to 60°C

NetterVibration offers the accessories required for the mounting, installation and control of vibrators and interval impactors.

**Netter provides solutions.**  
**Consult our experienced application technicians.**

### Netter GmbH

#### Germany

Fritz-Ullmann-Str. 9  
55252 Mainz-Kastel  
Tel. +49 6134 2901-0  
Fax +49 6134 2901-33

#### Switzerland

Erlenweg 4  
4310 Rheinfelden  
Tel. +41 61 8316200  
Fax +41 61 8311291

#### Poland

Al. W. Korfatego 195/17  
40-153 Katowice  
Tel. +48 32 2050947  
Fax +48 32 2051572

www.NetterVibration.com  
info@NetterVibration.com